







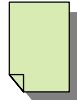
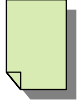
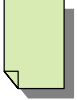













Elektronisk opsætning af faget

På skolens “interne drev”, som både elever og lærere har adgang til, bygges faget kontinuerligt op med *skrivebeskyttede* materialer, som eleverne frit kan arbejde med efter behov, tid og niveau.

Engelsk 		
Rammerne 	Værktøjskasse 	Universal and personal sb. 
Social and cultural sb. 	Vocational and work related sb. 	Skriftlige opgaver 
Rammerne 		
Fagbilaget 	Lokal undervisningsplan 	Krav til indhold i din Doku- mappe - efter niveau 

<p>Om eksamen</p> 	<p>Holdplan og tjekliste</p> 	<p>Individual subject</p> 
<p>Værktøjskasse</p> 		
<p>Gode links</p> 	<p>Vejledning i rapportskrivning</p> 	<p>Ideas for discussions</p> 
<p>Introducing yourself</p> 	<p>How many words do you know?</p> 	<p>Table of contents, Doku-mappe</p> 